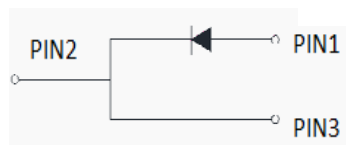
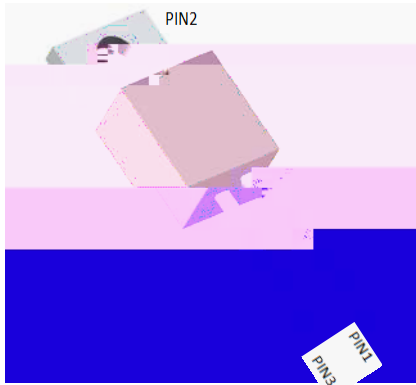


Ultra-Fast Recovery Diodes 12A FRED



Features

- Adopt FRED chip
- Low forward Voltage drop
- Fast reverse recovery time
- High frequency operation
- High purity, high temperature epoxy encapsulation for enhanced mechanical strength and moisture resistance
- Guard ring for enhanced ruggedness and long term reliability

Typical Applications

Typical applications are in switching power supplies, converters, freewheeling diodes, and reverse battery protection.

Mechanical Data

Package: TO-18, SMD, BGA, etc.
002 and JESD22-B102

Polarity: As marked

Maximum Ratings (T_j=25 Unless otherwise specified)

PARAMETER	SYMBOL	UNIT	MUR1260L
Device marking code			MUR1260L
Repetitive Peak Reverse Voltage	VRRM	V	600
Average Rectified Output Current @60Hz sine wave, R-load, T _c (FIG.1)	I _O	A	12
Surge(Non-repetitive)Forward Current @60Hz half sine-wave, 1 cycle, T _j =25	I _{FSM}	A	150
Current Squared Time @1ms t 8.3ms T _j =25	I ² t	A ² s	93
Storage Temperature	T _{stg}		-55 ~ +175
Junction Temperature	T _j		-55 ~ +175
Typical Junction capacitance @4V,1MHz	C _j	pF	92



MUR1260L

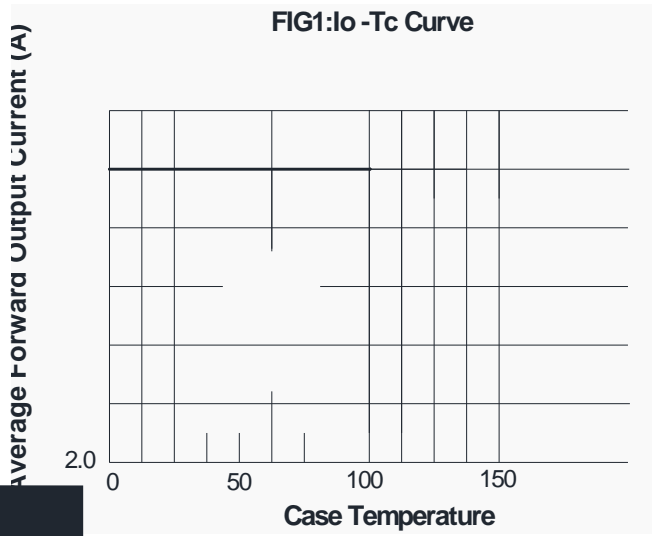
Electrical Characteristics

PARAMETER	SYMBOL	UNIT	TEST CONDITIONS	Min	Typ	Max
Instantaneous forward voltage drop per diode	V_{FM}	V	IFM=12.0A @Tj=25	-	2.4	3.0
			IFM=12.0A @Tj=150	-	2.0	2.4
DC reverse current at rated DC blocking voltage per diode	I_{RRM1}	uA	VRM=VRRM Tj=25	-	-	10
	I_{RRM2}		VRM=VRRM Tj=150	-	30	200
Reverse Recovery Time	T_{rr}	ns	IF=0.5A IRM=1A IRR=0.25A Tj=25	-	20	25
			Tj=25		Rev	

IF=12A
di/dt=-200A/us
VRM=200V



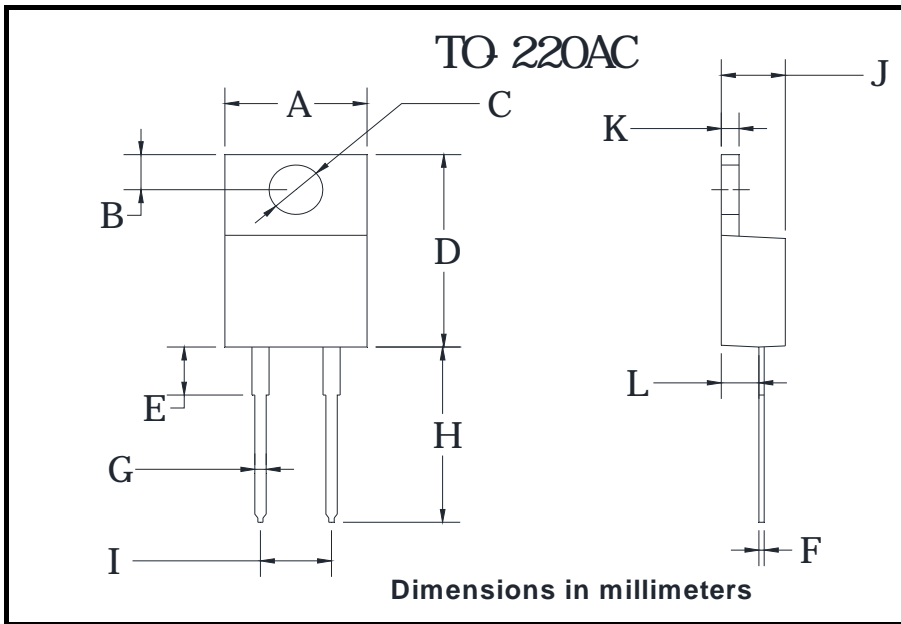
Characteristics (Typical)





MUR1260L

Outline Dimensions



TO-220AC		
Dim	Min	Max
A	9.95	10.35
B	2.55	2.95
C	3.75	4.05
D	14.95	15.25
E	3.75	4.25
F	0.26	0.5
G	0.68	0.94
H	13.3	13.9
I	4.86	5.26
J	4.38	4.78
K	1.14	1.4
L	2.37	2.79



MUR1260L

Disclaimer

The information presented in this document is for reference only. Yangzhou Yangjie Electronic Technology Co., Ltd. reserves the right to make changes without notice for the specification of the products displayed herein to improve reliability, function or design or otherwise.

The product listed herein is designed to be used with ordinary electronic equipment or devices, and not designed to be used with equipment or devices which require high level of reliability and the malfunction of which would directly endanger human life (such as medical instruments, transportation equipment, aerospace machinery, nuclear-reactor controllers, fuel controllers and other safety devices), Yangjie or anyone on its behalf, assumes no responsibility or liability for any damages resulting from such improper use.