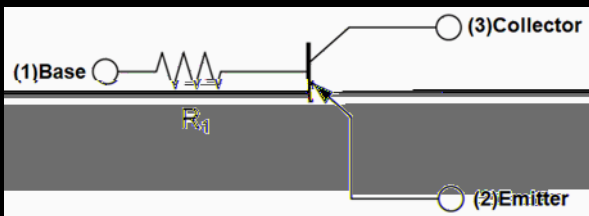



3 1 3 ' L J L W D O 7 U D Q V L V W R U V % X L O W L Q



) HDWXUHV

z 0RLVWXUH VHQ³LWLYLW\ OHYHO
z +DORJHQ IUHH DQG 5R+6 FRPSOL
z 6XUIDFH PRXQW SDFNDJH LGHDO
DXWRPDWL³ LQVHUWLRQ

\$ SSOLFDFWLRQ

z 6LJQDO DPSOLILFDWLRQ
z 6ZLWFKLQJ FLUFXLW

z 3DFNDJH6 2 7³

z 7HUPLQD³ SODWHG OHDG³
- 67' DQG -(6' 0³%

HS

LIANT

D[

(PLWWHU EDVH EUHDN GRZQ YR OWDJH (X9\$9 ,

&ROOHFWRU EDVH FXW RII&XUUHQW ,



0"
'7\$ 7&\$

RoHS
COMPLIANT

03
V




0"
'7\$ 7&\$

RoHS
COMPLIANT

03

v2XWOLQH 'LPHQVLRQV



Note:

1. All dimensions are in millimeters (mm) unless otherwise specified.
 自然尺寸以毫米为单位，除非另有说明。
 通用公差为±0.10mm，除非另有说明。
 Dimensions and tolerances per ASME Y14.5M-2018.
 [尺寸和公差遵循 ASME Y14.5M-2018 标准]

4. All dimensions shown are exclusive of burrs and gate residues. Burrs and gate vestiges shall not exceed 0.15 mm in maximum.
 毛刺与浇口残留的尺寸最大不得超过0.15mm。
 [所有尺寸均不包括毛刺和浇口残留。]
 the overall extreme outer dimensions of the mold compound. These dimensions D and E exclude mold flash, lead flash, protrusions and burrs but include the maximum allowable mold mismatch.
 [尺寸D和E是塑封体的外部极限尺寸，不包括包封溢料、内引线溢料、凸出部分以及胶体毛刺，但是包含了包封错位的最大尺寸] shall be planar with respect to one another within a maximum of 0.076 mm relative to the seating plane.
 [成型的管脚应为互平面的，共面性最大为0.1mm]

03

03

03

03

03

03

6.6
5HY

-DQ

<DQJ]KRX <DQJMEFHΘKΘWΘRΩL&ZZZ/WGDQJMLH FRP

0"
'7\$ 7&\$
