



Switching Diodes

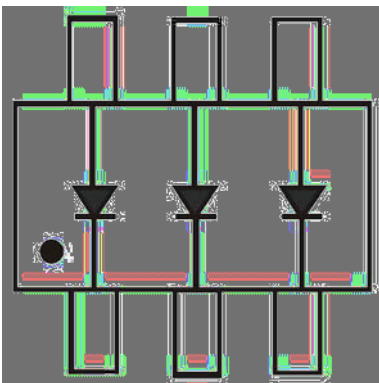
Features

Application

Mechanical Data



Equivalent circuit





BAS21TW





Maximum Ratings

PARAMETER	SYMBOL	UNIT	Conditions	VALUE



BAS21TW

Electrical Characteristics





Disclaimer