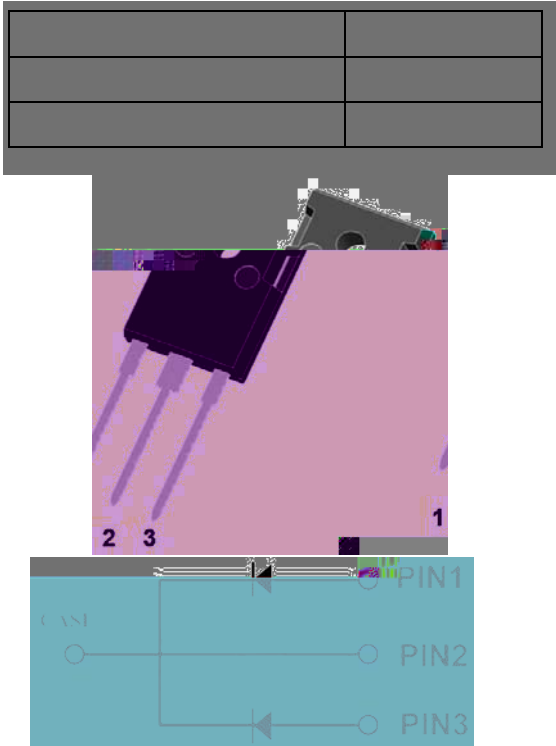




### Silicon Carbide Schottky Diode



#### Features

#### Typical Applications

#### Mechanical Data

Package

Terminals

Polarity

o

v

	RSM	V	650
Reverse voltage f l DC Ľ 4 Tc 125 Ĺ C	V <sub>DC</sub>	V	650
Continuous Z or k ard current, 4 25 Ĺ C	I <sub>F</sub>	A	21 # ( 2
Continuous Z or k ard current, 4 T35 Ĺ C			10 # 20
Non ! repetiti j e peak Z or k ard surge current 4 Tc 125 Ĺ C Ĺ tp 110ms Ĺ < al Z Sine Ka j e	I <sub>FSM</sub>	A	+ 0 <sup>1 Ľ</sup>
Po ker Dissipation 4 c 25 Ĺ C	P <sub>TOT</sub>	K	, ( # 166
Po ker Dissipation 4 c 110 Ĺ C			36 # + 2
řt Value 4 Tc 125 Ĺ C Ĺ tp 110ms			

v(OHFWULFDO & KDUDFWHULVWLQV

3\$5\$07(7(5	6<0%2	81,7	7(67 & 21',7,21	7\5	0D[
)RUZDUG YROWDJH GURS	)		) \$ M f&		
			) \$ M f&		
5HYHUVH OHDNDJH FXUUHQW	5		9 <sub>5</sub> 9 M f&		
			9 <sub>5</sub> 9 M f&		
7RWDO FDSDFLWLYH FKDUJH	&		9 <sub>5</sub> 9 M f& 4 & 9 G 9		
7RWDO FDSDFLWDQFH			9 <sub>5</sub> 9 I 0+=		
			9 <sub>5</sub> & 9 I S0+=		
			9 <sub>5</sub> 9 I 0+=		
&DSDFLWDQFH 6WRUHG (QHJ\	&		5 9 -		



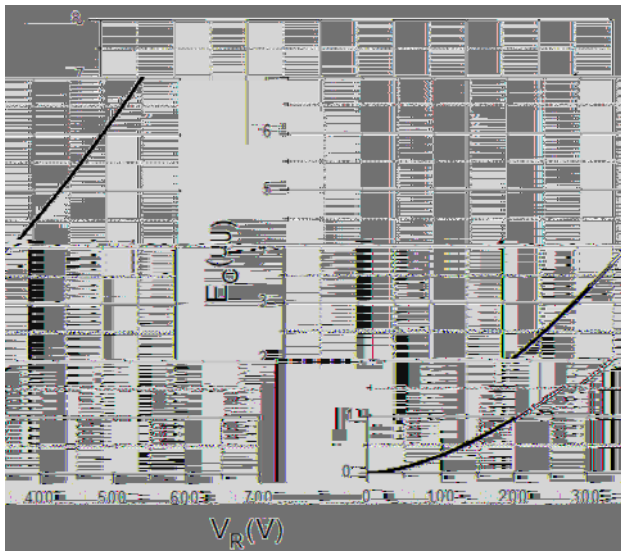
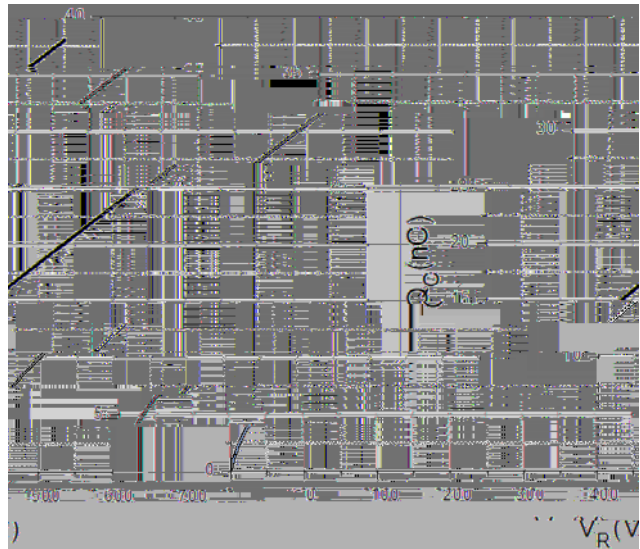
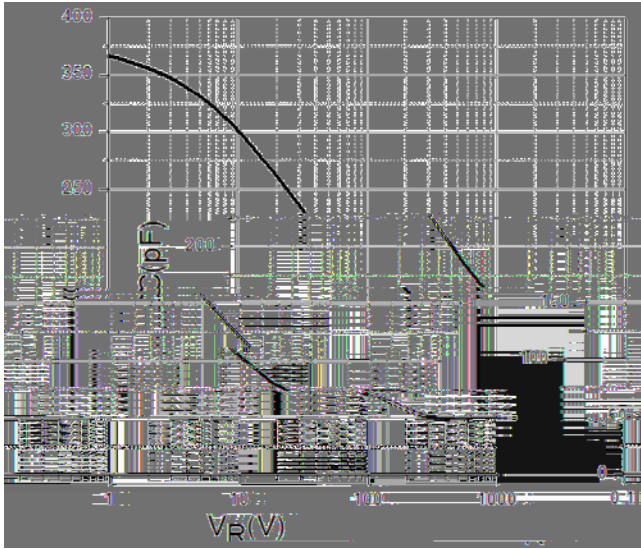
v7KHUPDO & KDUDFWHULVWLQV RWKHUZLVH VSHFLILHG

3\$5\$0(7(5	6<0%2/	81,7	9DOXH
7KHUPDO UHVLVWDQFH	5 . &	f& :	O & —'• p 0ð€




# YJD106520NCTQG3

RoHS  
COMPLIANT





Typical Characteristics



**YJD106520NCTQG3**

---



**YJD106520NCTQG3**

RoHS  
COMPLIANT

---

**Disclaimer**

---

---