

" (SR[\ PHHWV 8/ 9 ELICOLDV PUDWLQJ DQG KDO  
 " ORLVWXUH 6HQVLWLYLW\ /HYHO  
 " \$50 9  
 " )\$9 P\$  
 " 3DUW QR ZLWKHDXQVL\$ (34 4 TXDOLILHG

" 62'  
 " 7LQ SODWHG OHDGV VROGHUDEOH S  
 " - 67' DQG -(6' %  
 " &DWKRGH OLOWKBFORWKIRGH HQG  
 "

V D 8QOHVV RWKHU<sup>2</sup>LVH VSHFLILHG

5HSHWLWLYH SHDN UHYHUVH YROWDJH	5 <sub>D</sub> JH	9	9	
3HDN )RUZDUG 6XUJH &XUUHQW	)60		, oap p oap oap oap oap	
\$YHUDJH IRUZDUG FXUUHQW	)\$9	P\$	,	
7KHUPDO 5HVLVWDQFH -XQFWLRQ WR \$PELHQW	5 <sub>WR</sub> -\$	1.8		
3RZHU GLVVLSDWLRQ	.	P: 3		
OD[LPP MXQFWLRQ WHPSHUDWXUH <sub>M</sub>				WR
6WRUDJH WHPSHUDWXUH UDQJH	7 <sub>VWJ</sub>			WR

---

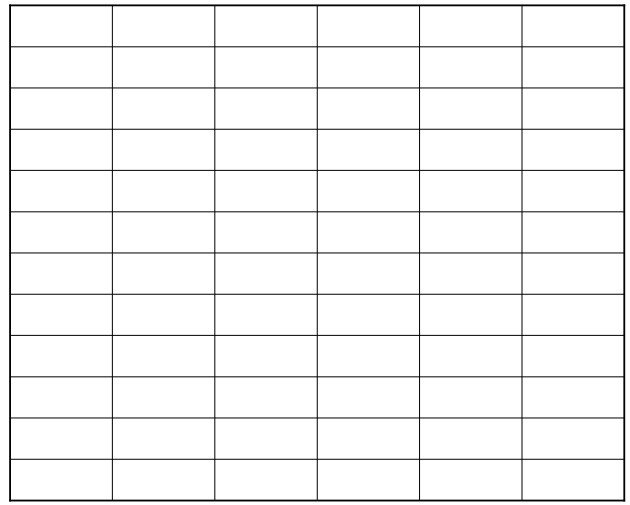
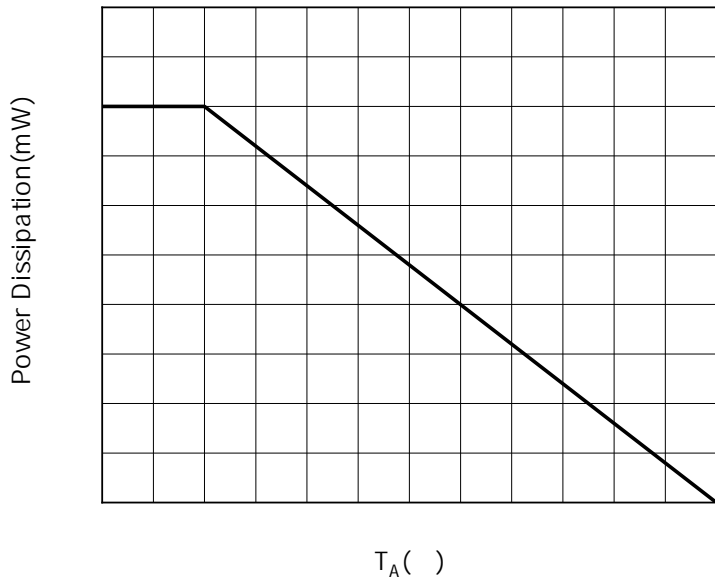
<DQJ]KRX <DQJMLH (OHFWURQL



v

7\SLFDO

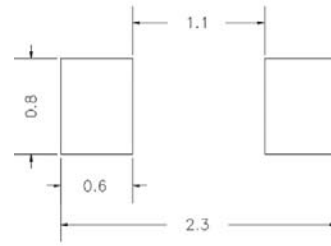
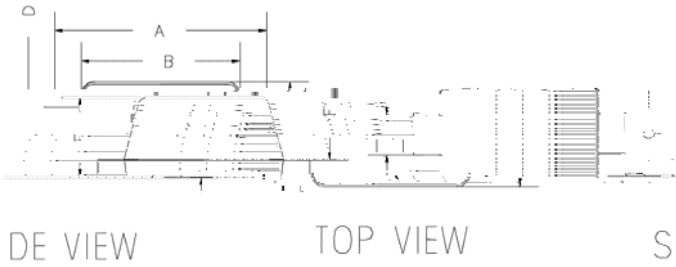
Fig.1: PD- $T_A$





v

SOD-523




UNIT: mm

SUGGESTED SOLDER PAD LAYOUT

DIMENSIONS				
DIM	INCHES		MM	
	MIN	MAX	MIN	MAX
A	0.059	0.067	1.500	1.700
B	0.043	0.051	1.100	1.300
C	0.900	0.028	0.035	0.700
D	0.350	0.010	0.014	0.250
E	0.200	0.012	0.008	0.050

v



```

1RWH
$OO PDUNLQJ LV DW PLGGOH RI WKH SURGXFW ERG\
$OO PDUNLQJ LV LQ ODVHU PDUNLQJ
%RG\ FRORU %ODFN
  
```



---

7KH LQIRUPDWLRQ SGRV#QMHG LQ IRWLV#DQJ#KQ#BQJMLH (OHFWURQLF 7HFKQRO  
ULJKW WR PDNH FKDLFHHVRZLWKR XWSKRLSULFRG/XIFRQ/ FGLWSOD\HG KHUHLQ WURGLFVSLWRQ  
RU RWKHUZLVH

The product listed herein is designed to be used with automotive electronics. It is not designed for use in medical, life saving, lifesustaining, or military. Yangjie or anyone on its behalf, assumes no responsibility or liability for any damages resulting from such improper use of sale.

7KLV SXEOLFDWLRQ IS VOXS#FHUW#DQJ#VLQ URQJ#PDX#LSRQL#S#GHYRUR#XDG#GLWLRQDO#LQWRHUPDWLRQ  
KWV#Z#DQJMLH#RFR#FRQVXOW#RXU#QH#DU#HW#<#DQJMLH#V#DQJ#OHV#RIILFH#IRU#IXUW