



MMBD4148Q

High Speed Switching Diode

Features

Epoxy meets UL-94 V-0 flammability rating and halogen free
Moisture Sensitivity Level 1
 V_R 100V
 I_{FAV} 200mA
Part no. with suffix "Q" means AEC-Q101 qualified

Applications

Extreme fast switches
Automotive

Mechanical Data

Case: SOT-23

Terminals: Tin plated leads, solderable per
J-STD-002 and JESD22-B102

Polarity: Cathode line denote K

2

Maximum Ratings ($T_a=25$ Unless otherwise specified)

PARAMETER	SYMBOL	UNIT	CONDITIONS	VALUE
Reverse Voltage	V_R	V		100
Average Forward Current	I_{FAV}	mA		200
Repetitive Peak Forward Current	I_{FRM}	mA		300
Peak Forward Surge Current	I_{FSM}	A	Pulse width=1 us Pulse width=1 s	2 1
Power Dissipation	P_{tot}	mW		350
Thermal Resistance Junction to Ambient	R_{thJA}	K/W		357
Junction Temperature	T_j			-55 to +150

Storage Temperature Range



MMBD4148Q

Electrical Characteristics $T_a=25$ Unless otherwise specified

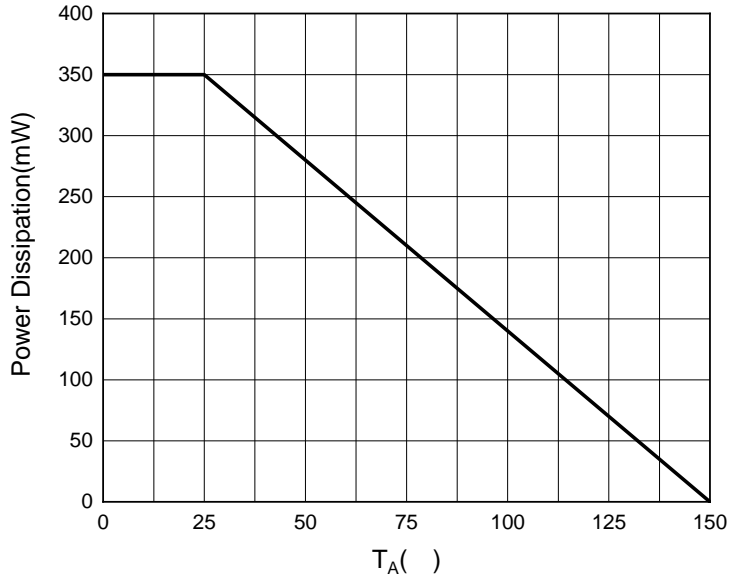
PARAMETER	SYMBOL	UNIT	CONDITIONS	MIN	MAX
Forward Voltage	V_F	V	$I_F=1\text{mA}$		0.715
			$I_F=10\text{mA}$		0.855
			$I_F=50\text{mA}$		1.0
			$I_F=100\text{mA}$		1.2
Reverse Current	I_R	nA	$V_R=20\text{V}$		25
		μA	$V_R=75\text{V}$		5
Breakdown Voltage	V_R	V	$I_R=100\mu\text{A}$	100	
Junction Capacitance	C_j	pF	$V_R=V_F=0\text{V}, f=1\text{MHz}$		4
Reverse Recovery Time	t_{rr}	ns	$I_F=10\text{mA}, I_{rr}=1\text{mA}, V_R=6\text{V}, R_L=100$		4

Ordering Information (Example)

PREFERRED P/N	PACKING CODE	UNIT WEIGHT(g)	MINIMUM PACKAGE(pcs)	INNER BOX QUANTITY(pcs)	OUTER CARTON QUANTITY(pcs)	DELIVERY MODE
MMBD4148Q	F2	Approximate 0.010	3000	30000	120000	7" reel



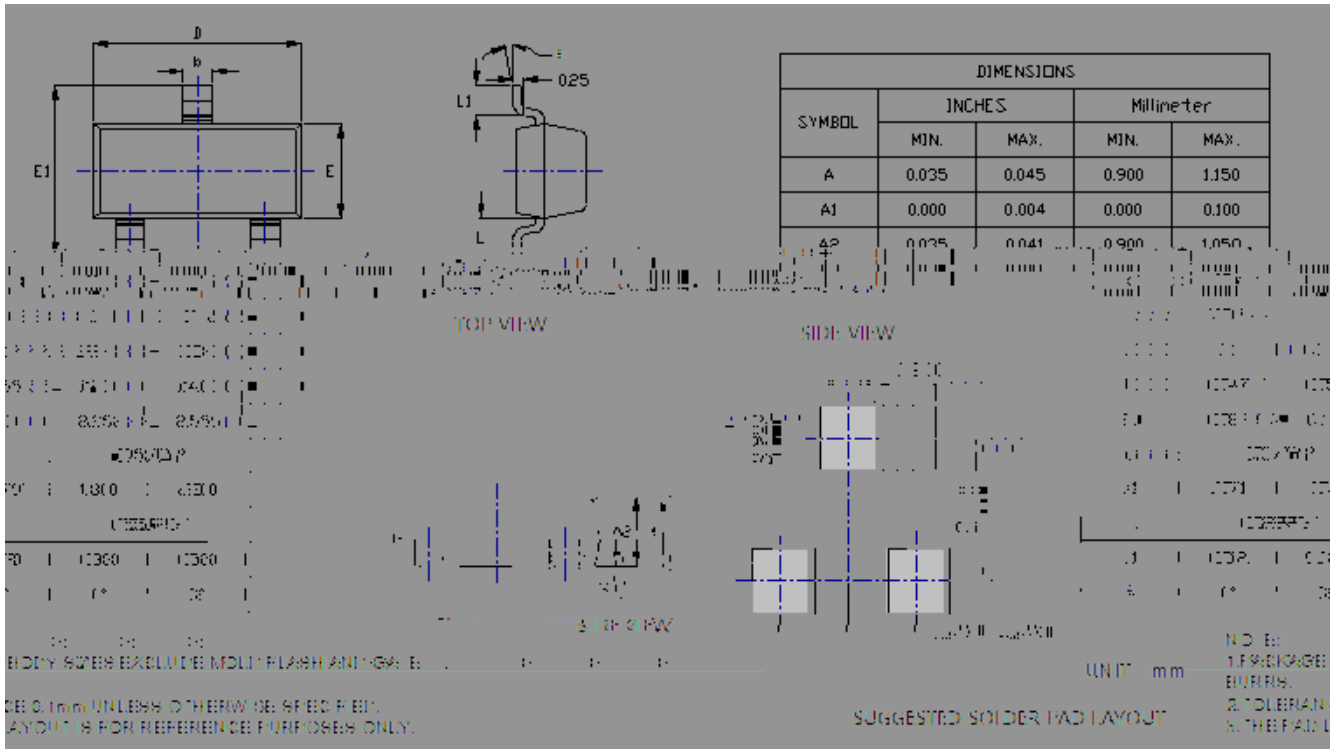
Fig.1: P_D-T_A






MMBD4148Q

Outline Dimensions



Marking Information



Note:

1. All marking is at middle of the product body
2. All marking is in laser marking
3. Body color: Black



MMBD4148Q

Disclaimer

The information presented in this document is for reference only. Yangzhou Yangjie Electronic Technology Co., Ltd. reserves the right to make changes without notice for the specification of the products displayed herein to improve reliability, function or design or otherwise.

The product listed herein is designed to be used with automotive electronics are not designed for use in medical, life-saving, lifesustaining, or military, Yangjie or anyone on its behalf, assumes no responsibility or liability for any damages resulting from such improper use of sale.

This publication supersedes & replaces all information previously supplied. For additional information, please visit our website [http:// www.21yangjie.com](http://www.21yangjie.com) , or consult your nearest Yangjie's sales office for further assistance.