



YJQ50N04B

Electrical Characteristics ($T_J=25$ unless otherwise noted)

Parameter	Symbol	Conditions	Min	Typ	Max	Units
-----------	--------	------------	-----	-----	-----	-------



YJQ50N04B

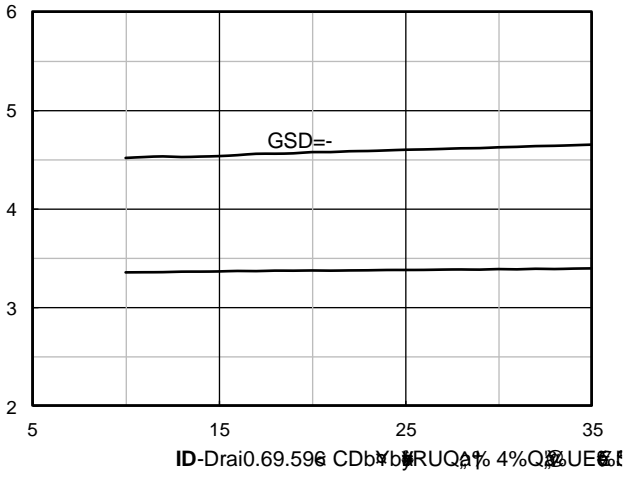


Figure 7. $R_{DS(on)}$ VS Drain Current

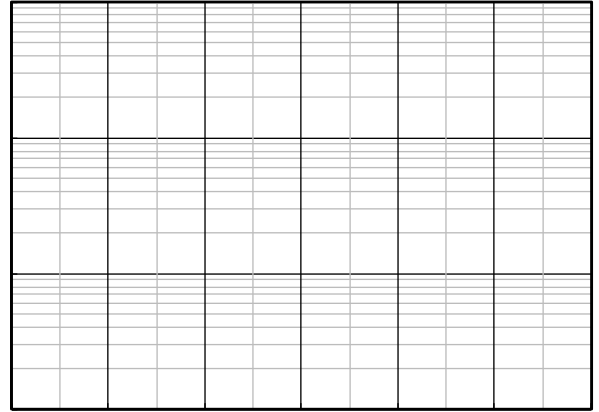
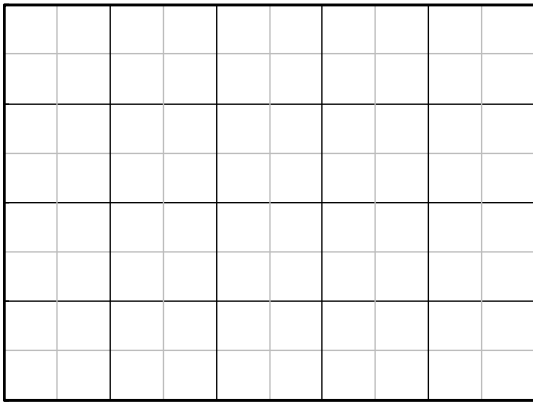
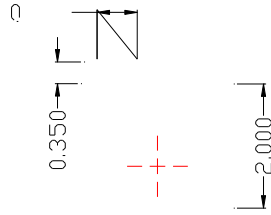


Figure 8. Forward characteristics of reverse diode





DFN3333-8L Package information



- Note:
1. Controlling dimension: in millimeters.
 2. General tolerance: ± 0.10 mm.
 3. The pad layout is for reference purposes only.

0.400

Suggested Solder Pad Layout
Top View

