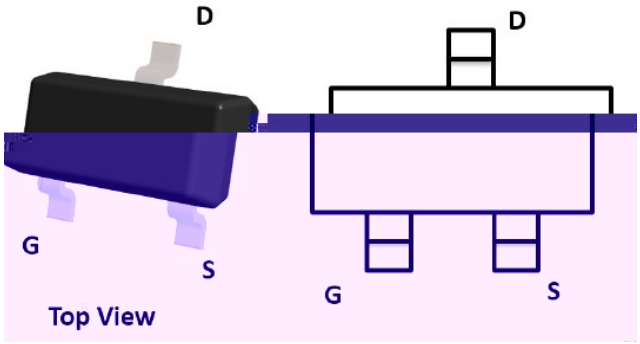
D
D
G
S
G
S
Top View

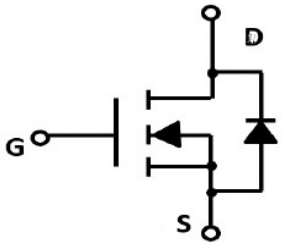
D
G
S


30


100

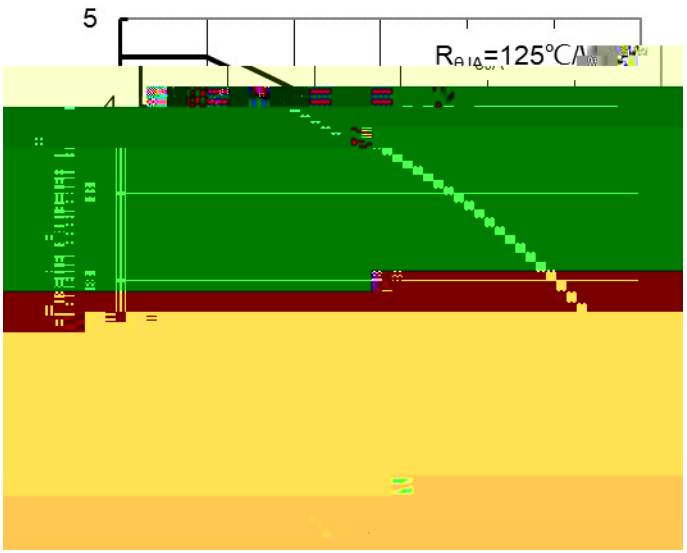
5
4


10
In descending order

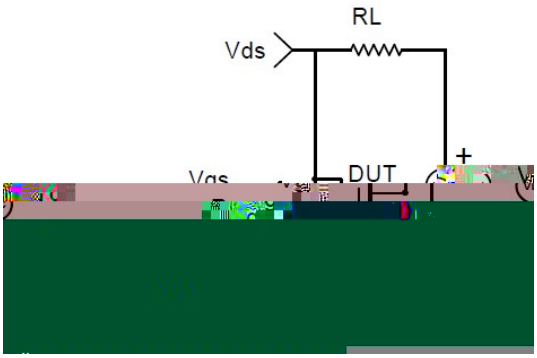
RL
Vds
Vgs
DUT
+

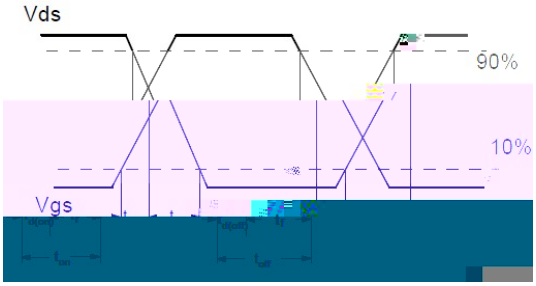
Vds
90%
10%
Vgs

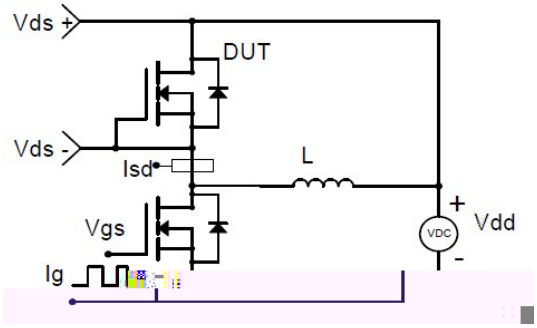
Vds +
DUT
Vds -
Isd
L
Vgs
Ig
+
Vdd
VDC
-


Vgs

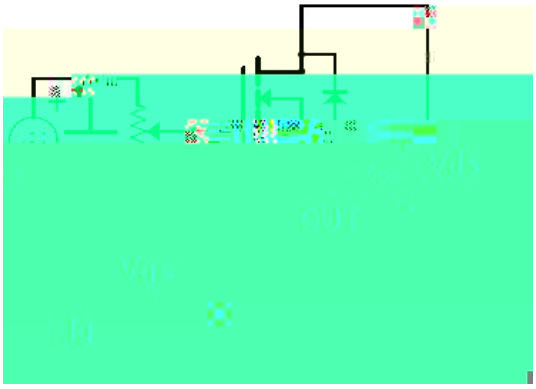

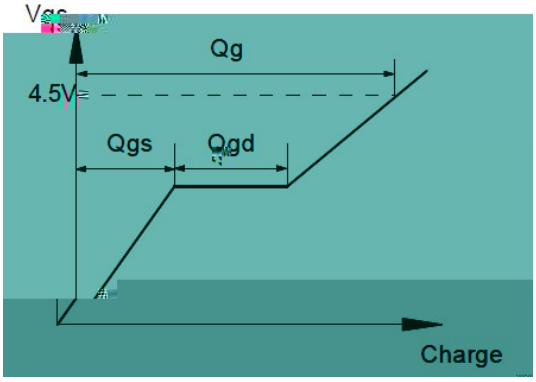
Qg
4.5V
Qgs
Qgd
Charge

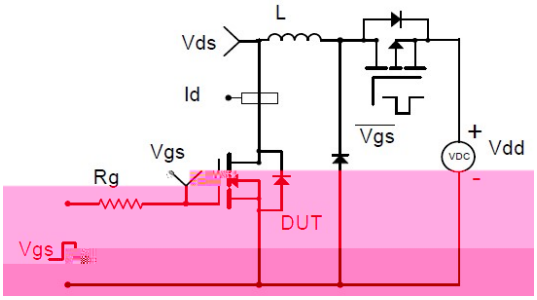
L
Vds
Id
Vgs
Rg
DUT
Vgs
+
Vdd
VDC
-
Vgs

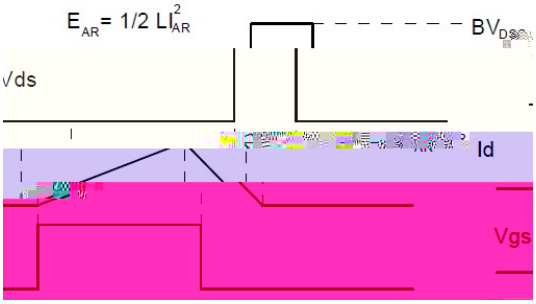
$E_{AR} = 1/2\ LI_{AR}^2$
BV_{DSS}
Vds
Id
Vgs


D
b
θ
0.25
L1
DIMENSIONS
INCHES
A1
0.000
L
0.022REF
0.550REF
L1
0.012
0.016
0.200
0.300
0.400
0.500
8°
0°

8°
A2
A
2.000
NOTE:
1.PACKAGE BODY SIZES EXCLUDE MOLD FLASH
AND GATE BURRS