



N-Channel Enhancement Mode Field Effect Transistor

Product Summary

V_{DS}	100V
I_D	95A
$R_{DS(ON)}$ (at $V_{GS}=10V$)	5.2m



YJG95G10A

Typical Electrical and Thermal Characteristics Diagrams

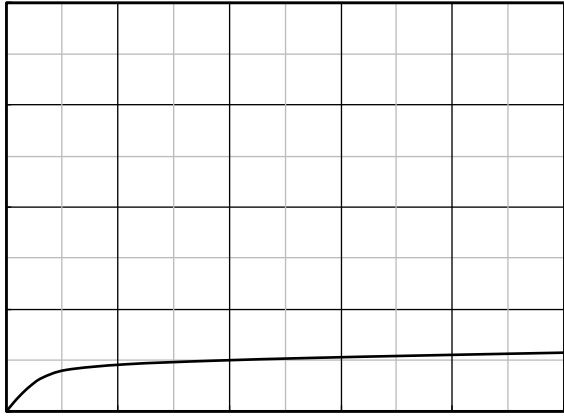


Figure 1. Output Characteristics

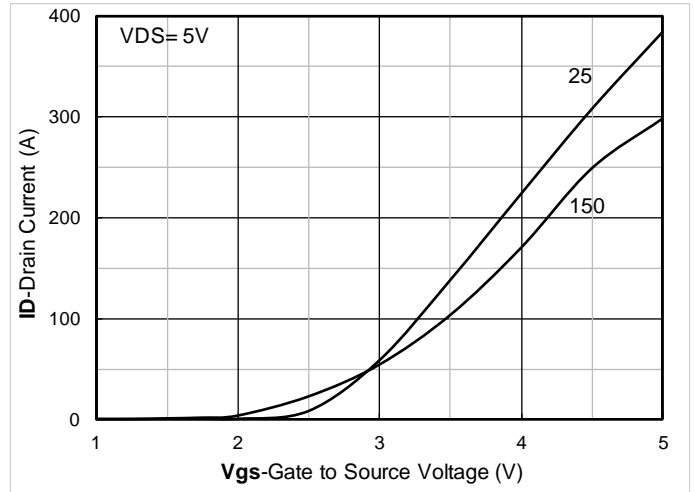


Figure 2. Transfer Characteristics



Figure 3. Capacitance Characteristics

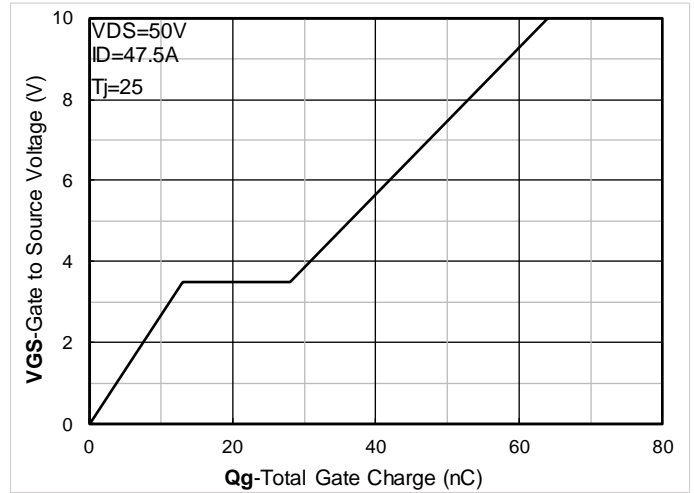


Figure 4. Gate Charge

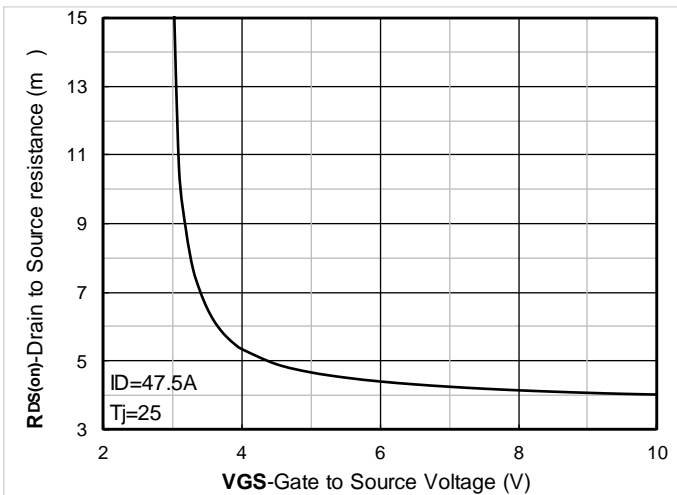


Figure 5. On-Resistance vs Gate to Source Voltage

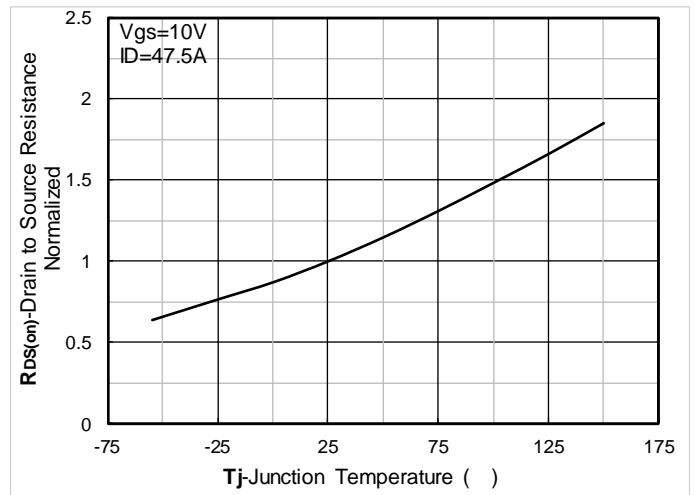


Figure 6. Normalized On-Resistance

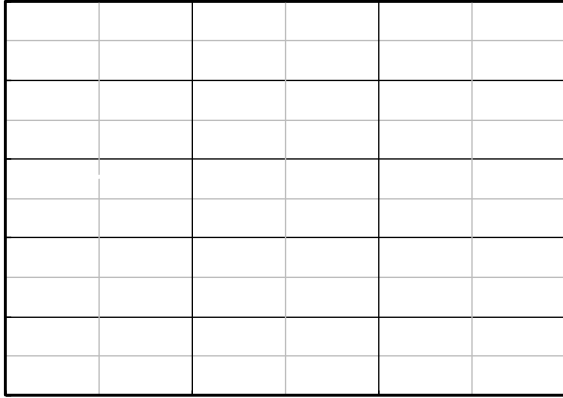


Figure 7. $R_{DS(on)}$ VS Drain Current

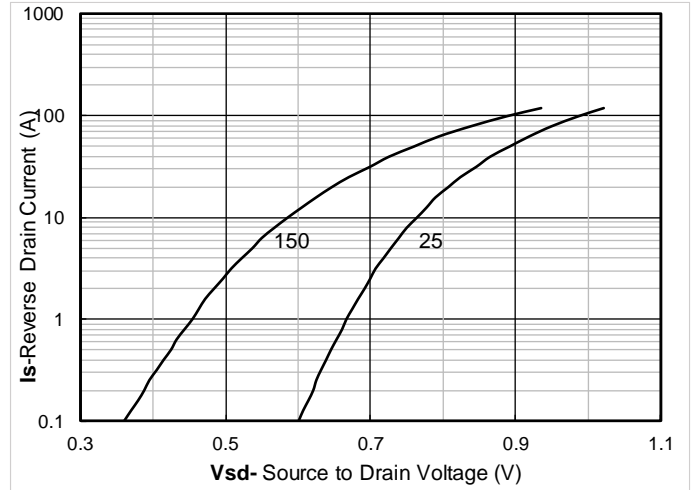


Figure 8. Forward characteristics of reverse diode

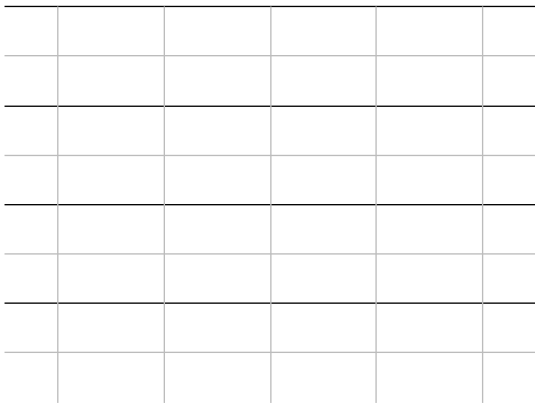


Figure 9. Normalized breakdown voltage

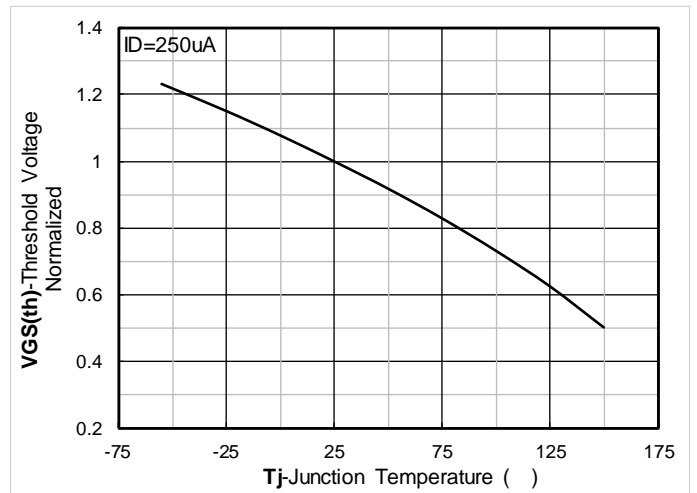


Figure 10. Normalized Threshold voltage

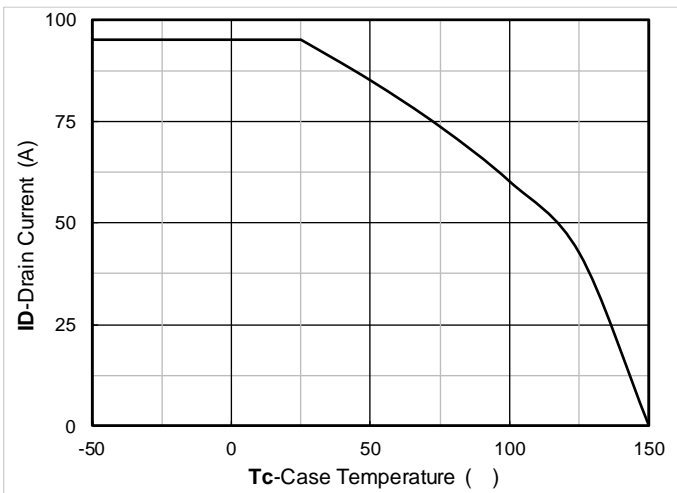


Figure 11. Current dissipation

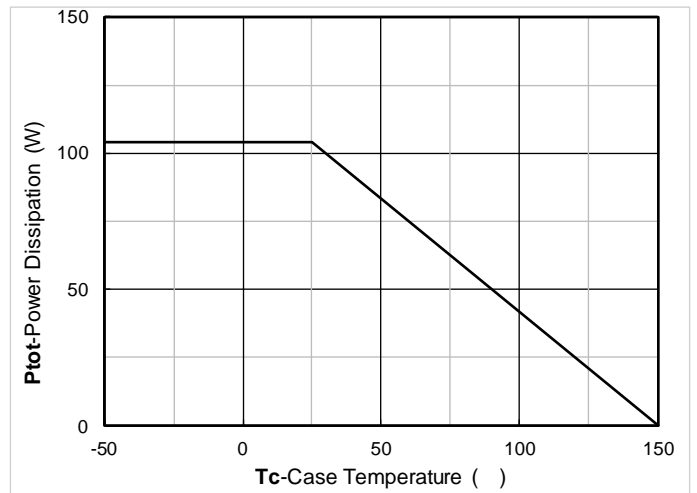


Figure 12. Power dissipation




Figure 13. Maximum Transient Thermal Impedance

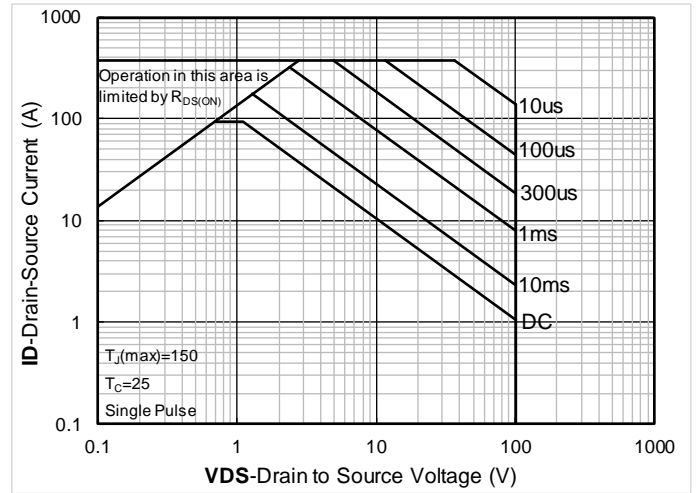


Figure 14. Safe Operation Area

Test Circuits & Waveforms

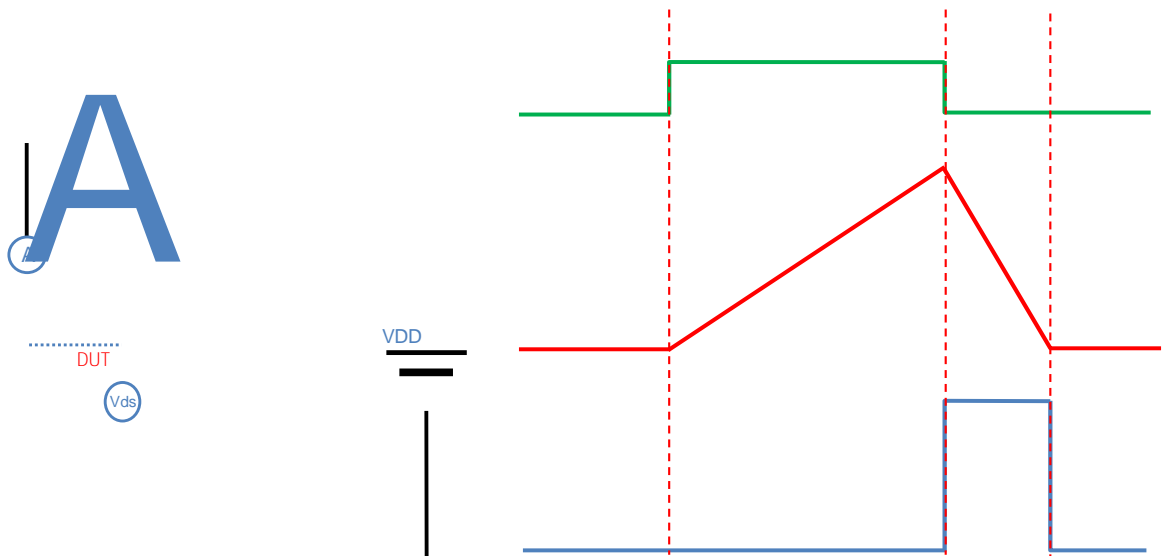


Figure A. Unclamped Inductive Switching (UIS) Test Circuit & Waveform

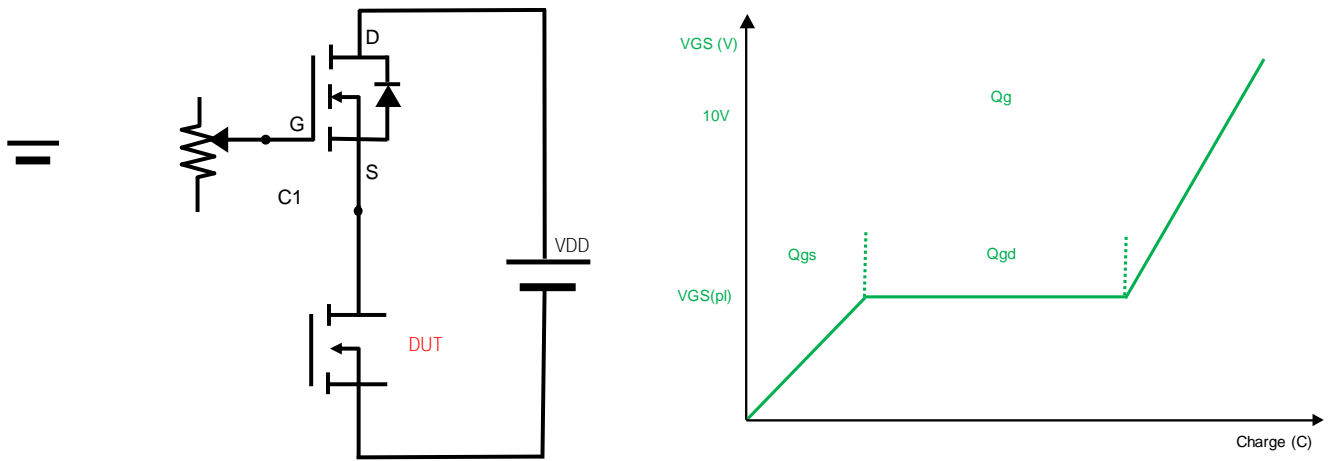
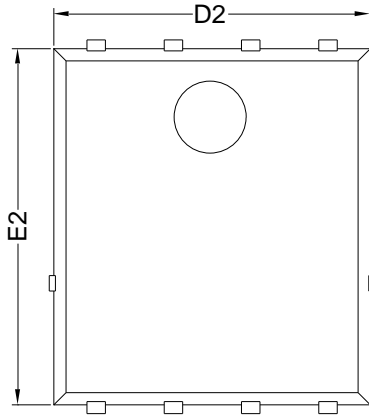


Figure B. Gate Charge Test Circuit & Waveform




YJG95G10A

PDFN5060-8L-B-1.1MM Package information



Top View



Bottom View

Side View

SYMBOL	MILLIMETER		
	MIN	NOM	MAX
D	5.15	5.35	5.55
E	5.95	6.15	6.35
A	1.00	1.10	1.20
A1	0.254 BSC		
A2			0.10
D1	3.92	4.12	4.32
E1	3.52	3.72	3.92
D2	5.00	5.20	5.40
E2	5.66	5.86	6.06
E3	0.254 REF		
E4	0.21 REF		
L1	0.56	0.66	0.76
L2	0.50 BSC		
b	0.31	0.41	0.51
e	1.27 BSC		

Note:

1. Controlling dimension: in millimeters.
2. General tolerance: ± 0.10 mm.
3. The pad layout is for reference purposes only.



YJG95G10A

Disclaimer

The information presented in this document is for reference only. Yangzhou Yangjie Electronic Technology Co., Ltd. reserves the right to make changes without notice for the specification of the products displayed herein to improve reliability, function or design or otherwise.

The product listed herein is designed to be used with ordinary electronic equipment or devices, and not designed to be used with equipment or devices which require high level of reliability and the malfunction of which would directly endanger human life (such as medical instruments, transportation equipment, aerospace machinery, nuclear-reactor controllers, fuel controllers and other safety devices), Yangjie or anyone on its behalf, assumes no responsibility or liability for any damages resulting from such improper use of sale.

This publication supersedes & replaces all information previously supplied. For additional information, please visit our website <http://www.21yangjie.com> , or consult your nearest Yangjie's sales office for further assistance.