



Maximum Ratings

Symbol	Conditions	Values	Units
V_R			

Electrical Characteristics

Symbol	Conditions	Values			Units
		Min.	Typ.	Max.	
I_{RM}	$V_R=400V$	--	--	1	mA
	$V_R=400V, T_J=125^\circ C$	--	--	2	mA
V_F	$I_F=200A$	--	1.1	1.35	V
	$I_F=200A, T_J=125^\circ C$	--	1.0	1.25	V
t_{rr}	$I_F=1A, V_R=30V, di_F/dt=-200A/\mu s$	--	45	--	ns

Performance Curves

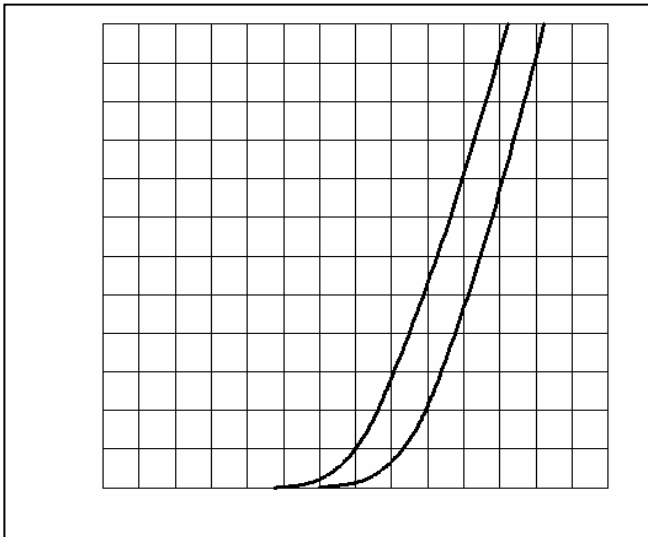


Fig1. Forward Voltage Drop vs Forward Current

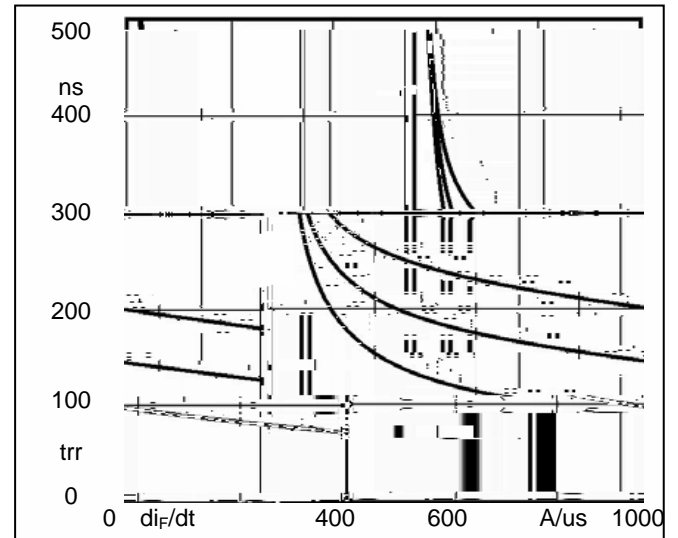


Fig2. Reverse Recovery Time vs di_F/dt




Fig3. Reverse Recovery Current vs di_F/dt

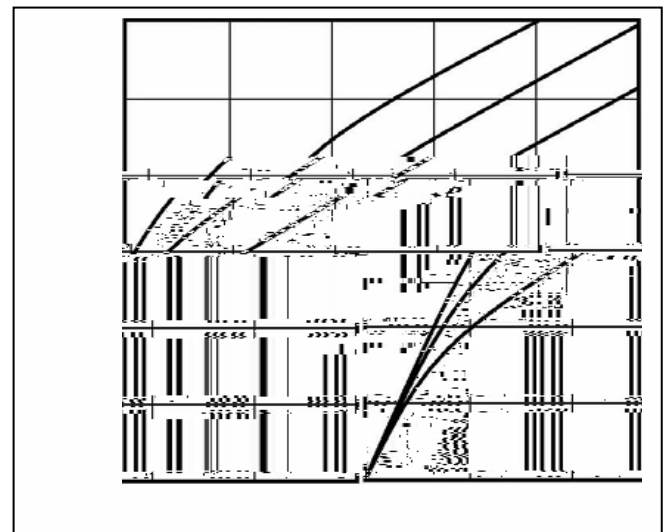


Fig4. Reverse Recovery Charge vs di_F/dt

