

FRED Modules

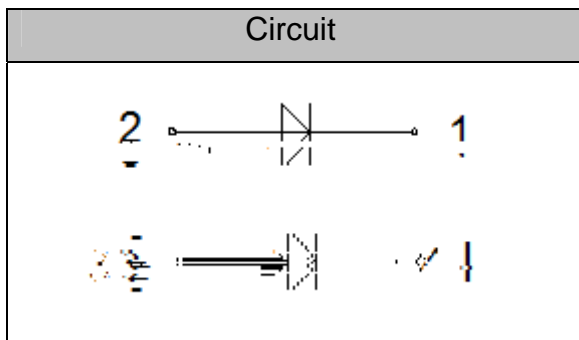
V_{RRM} 600V
I_{FAV} 2 h 100 A

Applications

- y Inversion Welder
- y Uninterruptible Power Supply (UPS)
- y Plating Power Supply
- y Ultrasonic Cleaner and Welder
- y Power Factor Correction (PFC) Circuit
- y Converter & Chopper

Features

- y Soft Reverse Recovery Characteristics
- y Ultrafast Reverse Recovery Time
- y Low Reverse Recovery Loss
- y Low Forward Voltage
- y High Surge Current Capability
- y Popular SOT-227 Package



Maximum Ratings

Symbol	Conditions	Values	Units
V _R		600	V
V _R RM		600	V
I _{F(AV)}	T _C =90°C, Per Leg	100	A
	T _C =90°C, Per Module	200	A
I _{F(RMS)}	T _C =90°C, Per Leg	150	A
I _{FSM}	1/2 Cycle, 50Hz, Sine	1300	A
	1/2 Cycle, 60Hz, Sine	1500	A
I ² t	T _J =45°C, t=10ms, 50Hz, Sine	8450	A ² s
P _D	T _C =25°C	260	W
T _J		-40 to +150	°C
T _{STG}		-40 to +125	°C
Visol	3600V AC 1s	1	mA
Torque	To Sink RecommendedHM4H	0.6~1.2	N·m
Torque	To Terminal RecommendedHM4H	0.6~1	N·m
Weight		27	g

Thermal Characteristics

Symbol	Conditions	Values	Units
R _{th(j-c)}	Per diode	0.3	/W

Electrical Characteristics

Performance Curves



Fig1. Forward Voltage Drop vs Forward Current

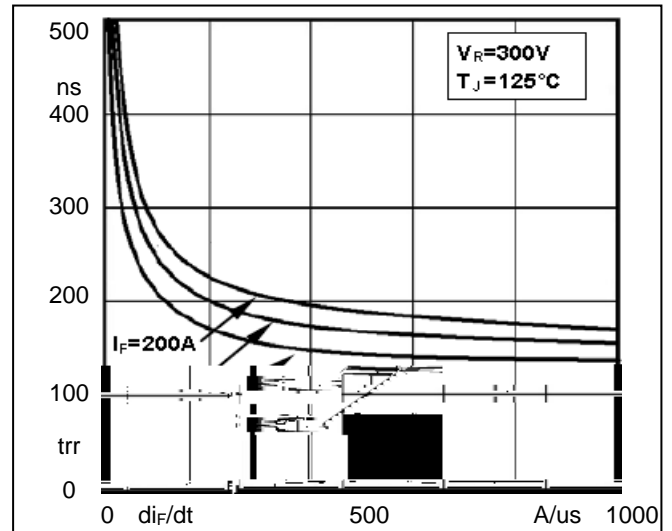


Fig2. Reverse Recovery Time vs di_F/dt




Fig3. Reverse Recovery Current vs di_F/dt

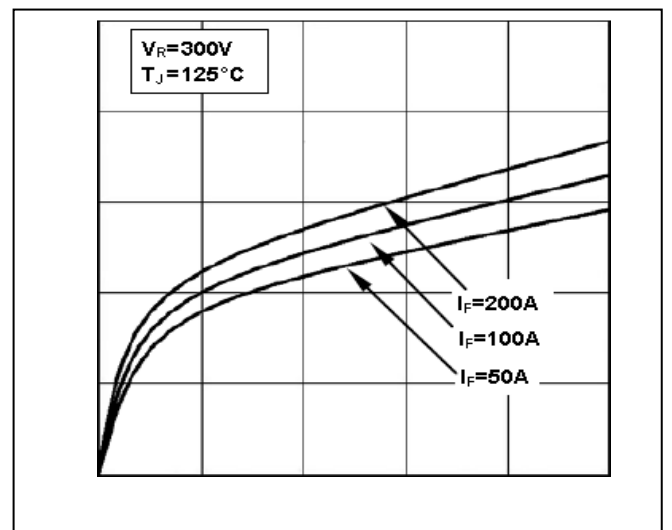


Fig4. Reverse Recovery Charge vs di_F/dt



MF200DU06FJ