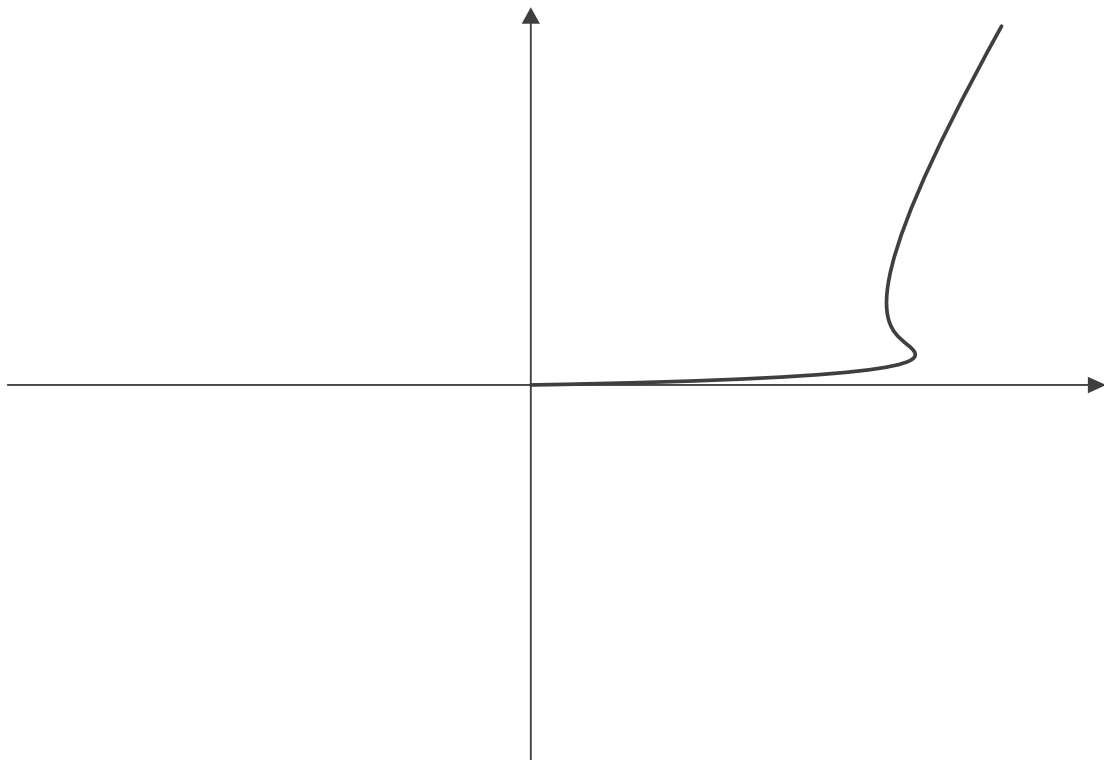


Stand-off voltage: $\pm 5V$ Max
Transient protection for each line according to
IEC61000-4-2(ESD): $\pm 8kV$ (contact)
IEC61000-4-5(surge): 2A (8/20 μs)
Low leakage current:
Ultra low clamping voltage
RoHS Compliant

Cellular Handsets and Accessories
Notebooks and Handhelds
Personal Digital Assistants
Portable Instrumentation
Digital Cameras
Peripherals
Audio Players, Keypads, Side Keys, LCD

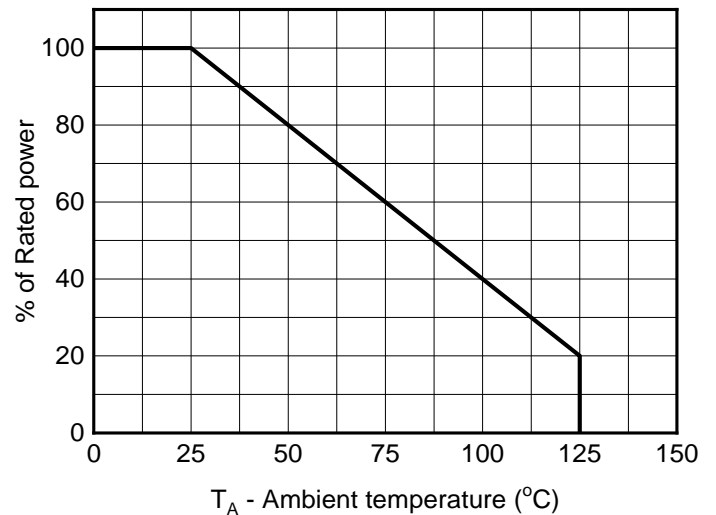
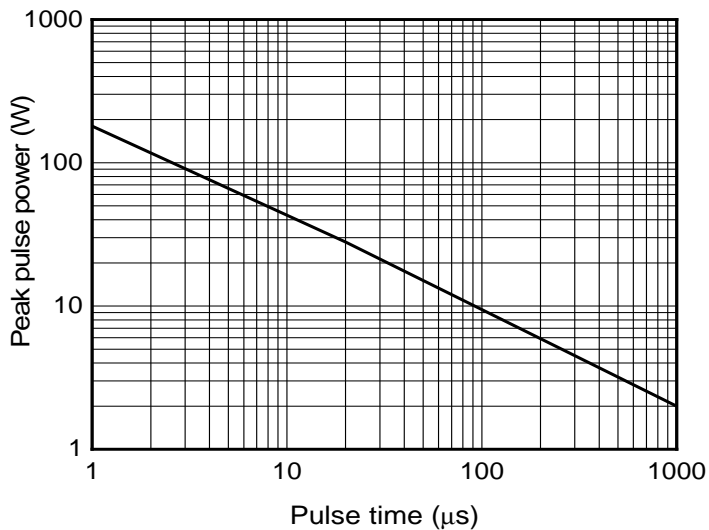
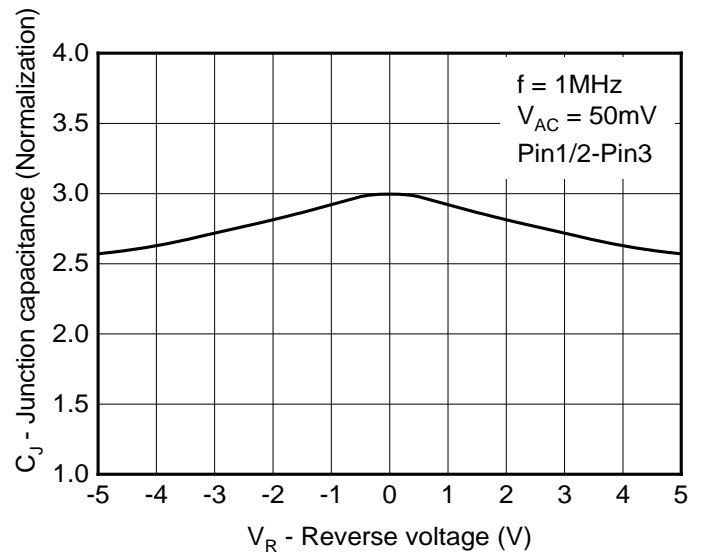
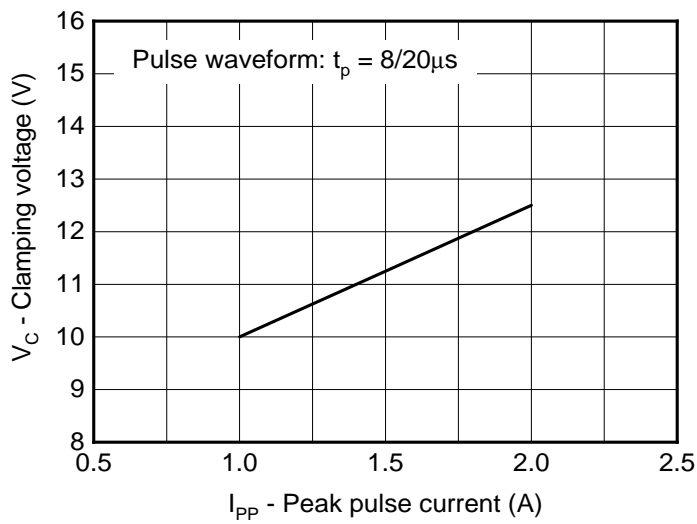
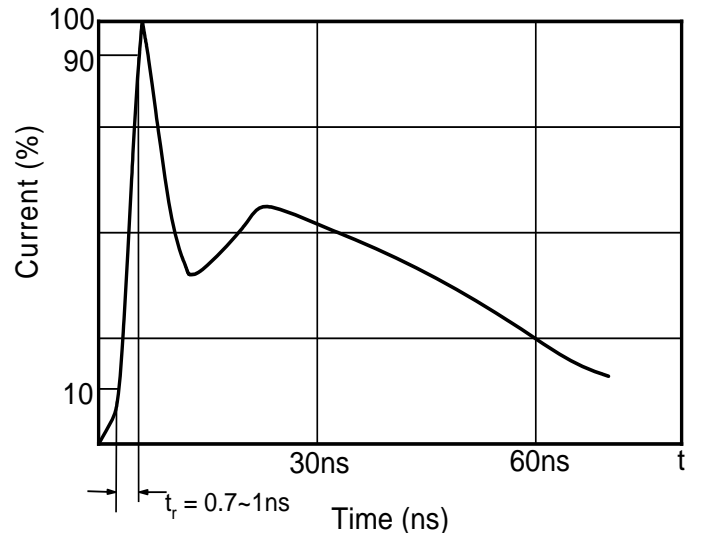
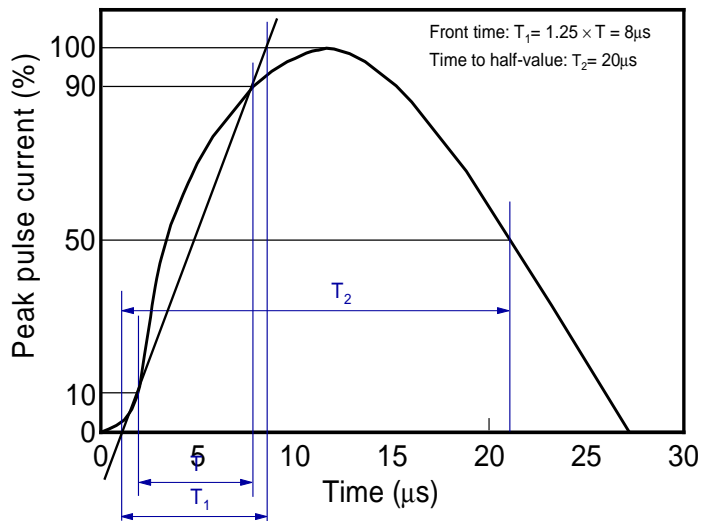
Lead Finish: Matte Tin
Case Material: "Green" Molding Compound
Moisture Sensitivity: Level 1 per J-STD-020
Marking Informa

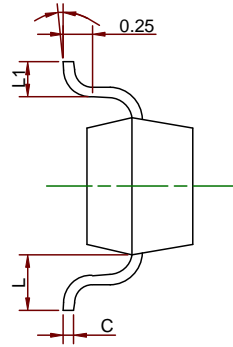
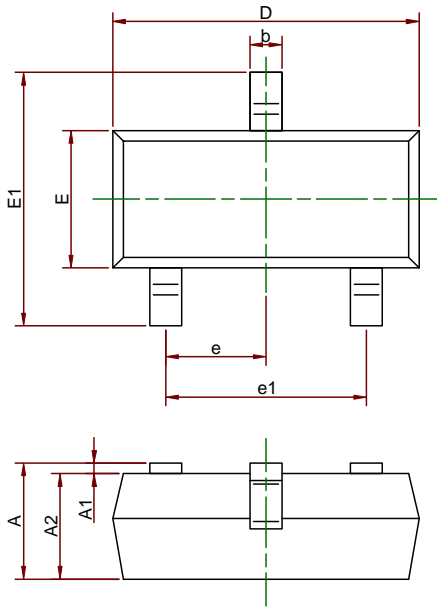




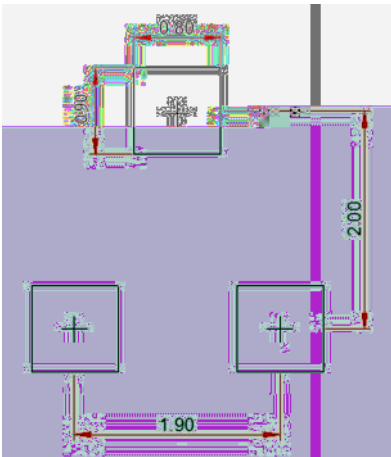
Peak pulse power ($t_p = 8/20\mu s$)	P_{pk}	28	W
Peak pulse current ($t_p = 8/20\mu s$)	I_{PP}	2	A
ESD according to IEC61000-4-2 air discharge	V_{ESD}	± 15	KV
ESD according to IEC61000-4-2 contact discharge		± 8	
Junction temperature	T_J	-55~125	$^{\circ}C$
Storage temperature	T_{STG}	-55~150	$^{\circ}C$

Reverse maximum working voltage	V_{RWM}	V			± 5
Reverse leakage current	I_R	μA	$V_{RWM} = 5V$ Pin1/Pin2 to Pin3		0.5
Reverse breakdown voltage	V_{BR}	V	$I_T = 1mA$ Pin1/Pin2 to Pin3	5.5	9.5
Clamping voltage ¹⁾	V_{CL}	V	$I_{PP} = 1A, t_p = 8/20\mu s$ Pin1/Pin2 to Pin3		11
		V	$I_{PP} = 2A, t_p = 8/20\mu s$ Pin1/Pin2 to Pin3		14





Symbol	Dimensions in millimeters		
	Min.	Typ.	Max.
..			
o			
.			
.			
)			
-			
-			
.	u' h'		
.			
o	k-7		
o			
.			





The information presented in this document is for reference only. Yangzhou Yangjie Electronic Technology Co., Ltd. reserves the right to make changes without notice for the specification of the products displayed herein to improve reliability, function or design or otherwise.

The product listed herein is designed to be used with ordinary electronic equipment or devices, and not designed to be used with