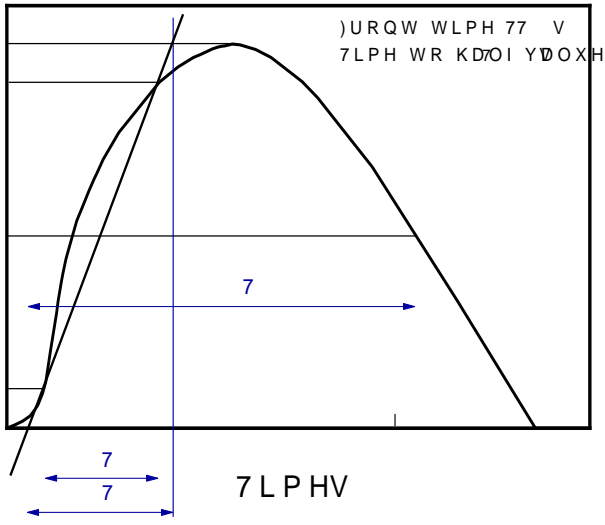




3 HDN SXOVH FXUUHQW

vCharacteristics (Typical)

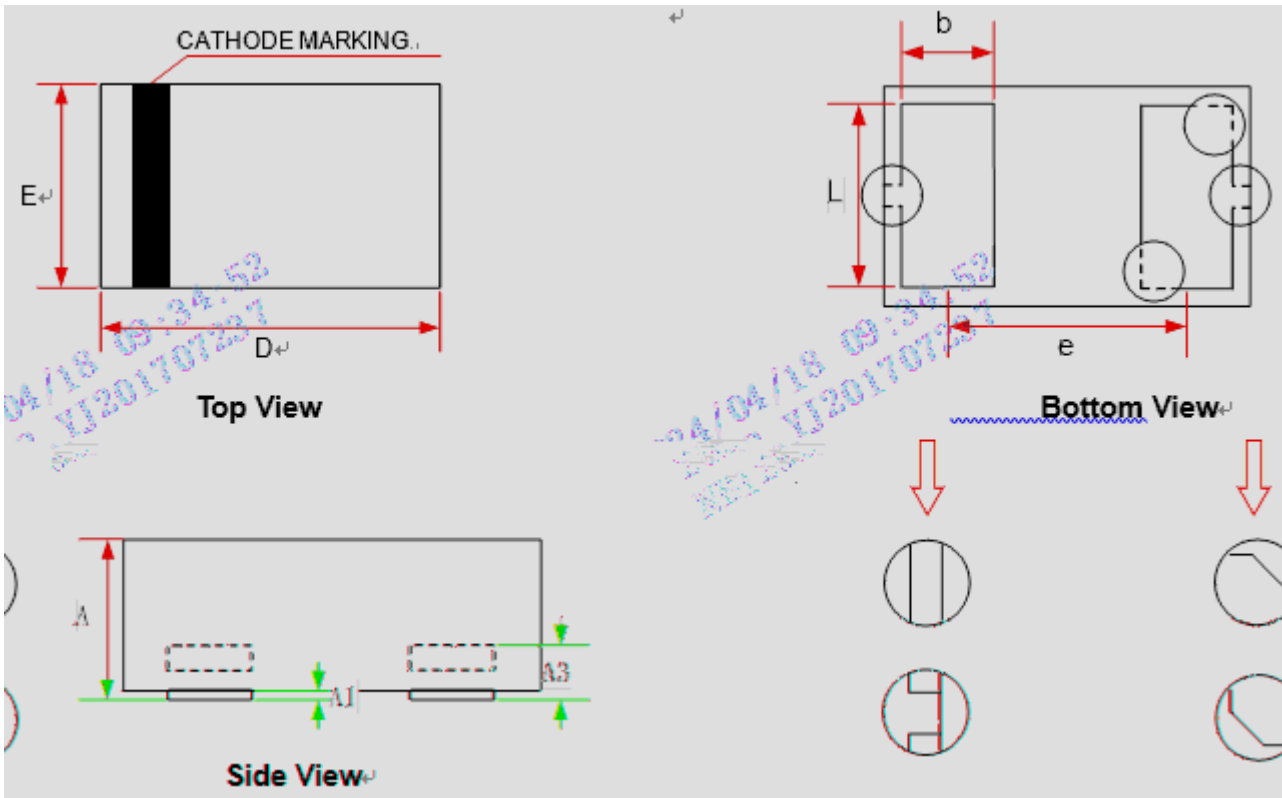
Fig.1 8/20μs waveform per IEC61000-4-5





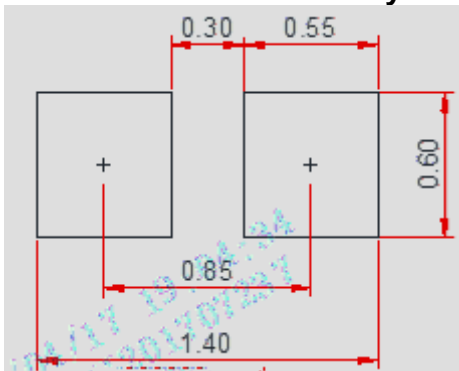
ESD7V0LA1

vOutline Dimensions



^Ç u }o]u v•]}v•]v D]oo]u š Œ•		
	D]vX	dÇ%oX	D Æ X
	ìXíðì	ìXðñ	ìXñì
í	ìXíìì	ìXíìì	ìXíñì
ï	ìXííñ Z (X		
	ìXðñì	ìXìì	ìXìðì
	ìXññì	ìXòìì	ìXòðì
	ìXíìì	ìXíñì	ìXíìì
>	ìXðñì	ìXñìì	ìXññì
	ìXòñì ^		

Recommended PCB Layout



hv]šWuu

1RWHV
 7KLV UHFRPPHQGHG ODQG SDWWHUQ LV IRU UHI
 3OHDVH FRQVXOW URDU PDRXSDFWFXHQVXUH \RXU
 GHJOLGJLGHOLQHV DUH PH



Disclaimer

7KH LQIRUPDWLRQ SGRV#QMQ# LQ IR#KLVH#IHUHQFH RQO