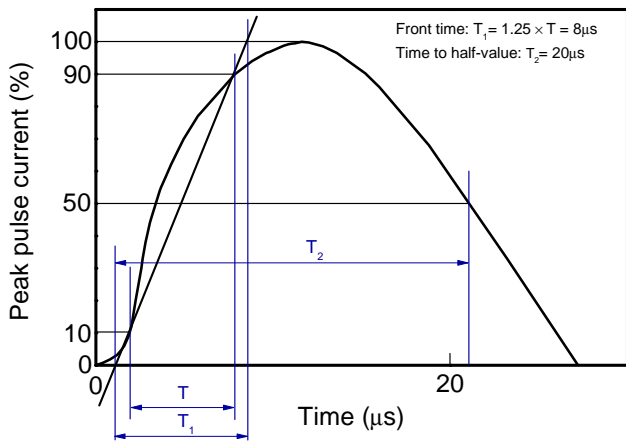




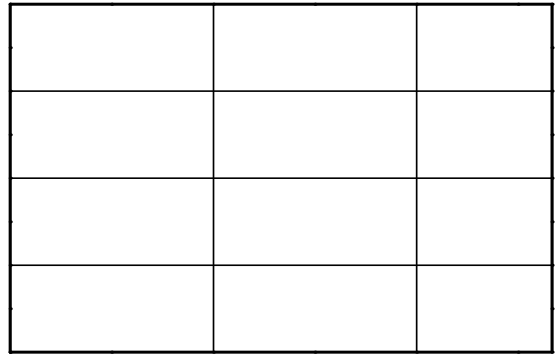
Characteristics (Typical)

8/20 μ s waveform per IEC61000-4-5



Clamping voltage vs. Peak pulse current

Contact discharge current waveform per IEC61000-4-2



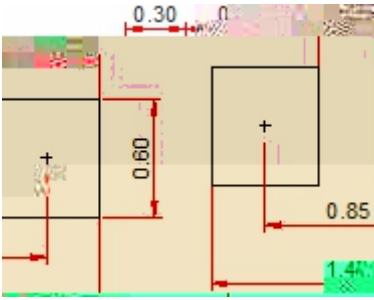
Capacitance vs. Reverse voltage

Non-repetitive peak pulse power vs. Pulse time

Power derating vs. Ambient temperature



Recommend land pattern (Unit:mm)



Notes:

This recommended land pattern is for reference purposes only. Please consult your manufacturing group to ensure your PCB design guidelines are met



ESD5V0LB

Disclaimer

The information presented in this document is for reference only and does not constitute a contract or any other legal relationship.